

**BANGLADESH FOREST INDUSTRIES DEVELOPMENT CORPORATION**  
73, MOTIJHEEL COMMERCIAL AREA, DHAKA 1000.

**BANGLADESH FOREST INDUSTRIES DEVELOPMENT CORPORATION**  
**INDEPENDENT AUDITOR'S REPORT AND CONSOLIDATED FINANCIAL STATEMENTS**  
For the year ended 30 June 2020

Contents	Page No.
Independent Auditor's Report	1-3
Consolidated Statement of Financial Position	4-6
Consolidated Statement of Profit or Loss and Other Comprehensive Income	7
Consolidated Statement of Changes in Equity	8
Notes to the Consolidated Financial Statements	9-29

**K. M. HASAN & CO.**  
Chartered Accountants  
Home Town Apartment (8<sup>th</sup> & 9<sup>th</sup> Floor)  
87, New Eskaton Road, Dhaka - 1000  
Phone: 9351457, 9351564  
Fax: (88-02) 9345792  
E-mail: [info@kmhasan.com.bd](mailto:info@kmhasan.com.bd)  
Web: [www.kmhasan.com.bd](http://www.kmhasan.com.bd)



কে. এম. হাসান এন্ড কোং  
**K. M. HASAN & CO.**  
Chartered Accountants

Hometown Apartments (8<sup>th</sup> & 9<sup>th</sup> Floor)  
87, New Eskaton Road, Dhaka-1000  
Phone: 58311559, 9351564, 9351457,  
Fax: 88-02-9345792  
E-mail: info@kmhasan.com.bd  
website: www.kmhasan.com.bd



**McMillan Woods**  
**International**  
Professionalism at the forefront

**INDEPENDENT AUDITOR'S REPORT**  
**OF**  
**BANGLADESH FOREST INDUSTRIES DEVELOPMENT CORPORATION**

**Report on the audit of the Financial Statements**

**Opinion**

We have audited the financial statements of **BANGLADESH FOREST INDUSTRIES DEVELOPMENT CORPORATION**, which comprise the consolidated statement of financial position as at 30 June 2020 and the consolidated statement of profit or loss and other comprehensive income and consolidated statement of changes of equity for the year then ended and notes to the consolidated financial statements, including a summary of significant accounting policies.

In our opinion, the accompanying consolidated financial statements give a true and fair view, of the consolidated financial position of the corporation as at 30 June 2020 and of its financial performance for the year then ended in accordance with International Financial Reporting Standards (IFRSs).

**Basis for Opinion**

We conducted our audit in accordance with International Standards on Auditing (ISAs). Our responsibilities under those standards are further described in the Auditor's Responsibilities for the Audit of the Financial Statements section of our report. We are independent of the corporation in accordance with the International Ethics Standards Board of Accountants' Code of Ethics for Professional Accountants (IESBA Code) together with the ethical requirements that are relevant to our audit of the Financial Statements in Bangladesh, and we have fulfilled our other ethical responsibilities in accordance with these requirements and the IESBA Code. We believe that the audit evidence we have obtained is sufficient and appropriate to provide a basis for our opinion.

**Responsibilities of Management and Those Charged with Governance for the Financial Statements**

Management of **BANGLADESH FOREST INDUSTRIES DEVELOPMENT CORPORATION**, is responsible for the preparation and fair presentation of the Consolidated Financial Statements in accordance with International Financial Reporting Standards (IFRSs), the Companies Act 1994 and other applicable Laws and Regulation and for such internal control as management determines is necessary to enable the preparation of consolidated financial statements that are free from material misstatement, whether due to fraud or error.

In preparing the consolidated financial statements, management is responsible for assessing the corporation's ability to continue as a going concern, disclosing, as applicable, matters related to going concern and using the going concern basis of accounting unless management either intends to liquidate the project or to cease operations, or has no realistic alternative but to do so.

Those charged with governance are responsible for overseeing the corporation's financial reporting process.





### **Auditor's Responsibilities for the audit of the financial statements**

Our objectives are to obtain reasonable assurance about whether the consolidated financial statements as a whole are free from material misstatement, whether due to fraud or error, and to issue an auditor's report that includes our opinion. Reasonable assurance is a high level of assurance, but is not a guarantee that an audit conducted in accordance with International Standards on Auditing (ISAs) will always detect a material misstatement when it exists. Misstatements can arise from fraud or error and are considered if, individually or in the aggregate they could reasonably be expected to influence the economic decisions of users taken on the basis of these consolidated financial statements.

As part of an audit in accordance with ISAs, we exercise professional judgment and maintain professional skepticism throughout the audit. We also:

- Identify and assess the risks of material misstatement of the financial statements, whether due to fraud or error, designed and performed audit procedures responsive to those risks, and obtain audit evidence that is sufficient and appropriate to provide a basis for our opinion. The risk of not detecting a material misstatement resulting from fraud is higher than for one resulting from error, as fraud may involve collusion, forgery, intentional omissions, misrepresentations, or the override of internal control.
- Obtain an understanding of internal control relevant to the audit in order to design audit procedure that as appropriate in the circumstances, but not for the purpose of expressing an opinion on the effectiveness of the corporation's internal control.
- Evaluate the appropriateness of accounting policies used and the reasonableness of accounting estimates and related disclosures made by management.
- Conclude on the appropriateness of management's use of the going concern basis of accounting and, based on the audit evidence obtained, whether a material uncertainty exists related to events or conditions that may cast significant doubt on the corporation's ability to continue as a going concern. If we conclude that a material uncertainty exists, we are required to draw attention in our auditor's report to the related disclosures in the financial statements or, if such disclosures are inadequate, to modify our opinion. Our conclusions are based on the audit evidence obtained up to the date of our auditor's report. However, future events or conditions may cause the corporation's to cease to continue as a going concern.
- Evaluate the overall presentation, structure and content of the financial statements, including the disclosures, and whether the consolidated financial statements represent the underlying transactions and events in a manner that achieves fair presentation.
- Obtain sufficient appropriate audit evidence regarding the financial information of the Corporation or business activities within the Project to express an opinion on the financial statements. We are responsible for the direction, supervision and performance of the audit. We remain solely responsible for our audit opinion.

We also provide those charged with governance with a statement that we have complied with relevant ethical requirements regarding independence, and to communicate with them all relationships and other matters that may reasonably be thought to bear on our independence, and where applicable, related safeguards.



### Report on Other Legal and Regulatory Requirements

In accordance with the Companies Act 1994 and other applicable laws and regulations, we also report the following:

- (a) we have obtained all the information and explanations which to the best of our knowledge and belief were necessary for the purposes of our audit and made due verification thereof;
- (b) in our opinion, proper books of account as required by law have been kept by the Corporation so far as it appeared from our examination of those books; and
- (c) the consolidated statement of financial position and consolidated statement of profit or loss and other comprehensive income dealt with by the report are in agreement with the books of account.

Place: Dhaka  
Date: 27 October 2020

  
K. M. HASAN & CO.  
Chartered Accountants





**BANGLADESH FOREST INDUSTRIES DEVELOPMENT CORPORATION**  
**CONSOLIDATED STATEMENT OF FINANCIAL POSITION**  
As at 30 June 2020

	<u>Notes</u>	<u>2020</u> <u>Taka</u>	<u>2019</u> <u>Taka</u>
<b>ASSETS</b>			
<b>Non-Current Assets</b>			
Property, Plant and Equipment	4	806,139,798	790,863,834
Investment in FDR	5	2,512,023,522	3,217,751,255
Govt. Loan ADP		500,464,393	513,106,093
Investments		575,000	575,000
Golden Handshake Payment-1995		130,862,360	129,436,657
Golden Handshake of 2003 (Pay off- 5 Units)		122,218,697	114,659,486
Golden Handshake of 19 Persons Head Office (Pay off-04)		11,003,203	11,003,203
Golden Handshake of 15 Persons Head Office (Pay off-05)		14,346,605	14,346,605
Golden Handshake of Karnafully Timber Extraction Unit		80,879,281	80,879,281
Contribution from Projects on Head Office Building		48,100,000	48,100,000
Contribution for Mosque Development		1,461,386	1,896,828
Re-payment of U.S.S.R. Credit		12,170,000	12,170,000
		<b>4,240,244,246</b>	<b>4,934,788,242</b>
<b>Current Assets</b>			
Closing Stock	6	475,128,922	364,911,186
Store and Spare		35,665,968	88,324,513
BFDIDC Inter Project/Garden Receivable	7	2,703,242,844	2,150,154,229
Accounts Receivable (BFIDC Head office)	8	1,157,240,105	1,332,288,088
Accounts Receivable BFIDC G.M Office	9	2,134,669,419	2,444,954,979
Advance, Deposits and Prepayments	10	148,704,046	164,668,157
Advance Income Tax	11	98,063,659	84,508,200
Cash and Cash Equivalents	12	824,043,053	831,902,770
Payment Against Golden Handshake		5,655,428	10,828,550
Sundry Debtors		957,174,458	590,236,012
Advance Against VAT		323,039	3,983,453
Depreciation Adjustment Account		14,067,285	14,067,285
Goodwill		734,290	734,290
Option And RTD fund		12,293,010	12,293,010
Stock Shortage		10,791,794	10,791,794
Government Loan (ADB) Payment		13,491,700	850,000
Interest on ADP Loan Repayment		100,238,275	100,238,275
Misappropriation of Money		17,102	17,102
Interest on U.S.S.R. Payment		1,825,000	1,825,000
Chittagong Customs Dept. Current A/C		1,186,955	1,186,955
Suspense Account		46,195	46,195
Mise. Appropriation		43,115	43,115
Voluntary Retirement		36,836,702	31,663,581
Forest Division Debit Balance		2,998,376	2,998,904
Rent of Land Control A/c KIE		98,145	98,145
Water Supply Control A/c		446,688	446,688
Disbursers A/C		83,874	83,874
Development of Ali Kodom Center		11,779	11,779
Pay-off Account (Payment-2003)		-	7,559,211
Gratuity Fund		243,943,659	23,259,686
Under/Over allocated Overhead		3,266,193	-
		<b>8,982,331,078</b>	<b>8,274,975,025</b>
<b>TOTAL ASSETS</b>		<b>13,222,575,324</b>	<b>13,209,763,267</b>



**BANGLADESH FOREST INDUSTRIES DEVELOPMENT CORPORATION**  
**CONSOLIDATED STATEMENT OF FINANCIAL POSITION**

As at 30 June 2020

	<u>Notes</u>	<u>2020</u> <u>Taka</u>	<u>2019</u> <u>Taka</u>
<b><u>EQUITY AND LIABILITIES</u></b>			
Share capital		1,016,000	500,000
Reserve and Surplus	13	2,295,297,484	2,122,501,271
Retained earnings		821,574,614	1,177,359,347
Capital Fund		284,270	1,094,887
Capital Reserve		3,295,365	2,484,747
Govt. Equity Loan		775,000	775,000
Conversion of ADP Loan into Capital		653,000	653,000
		<b><u>3,122,895,732</u></b>	<b><u>3,305,368,252</u></b>
<b><u>Non-Current Liabilities</u></b>			
Govt. Loan (ADP)		444,944,281	444,944,281
Interest Payable on ADP Loan		852,374,937	852,374,936
Reserve for Re-Plantation		-	2,533,396
Re-Imburseable Project		273,141,606	273,141,606
Direct Project AID (RPA)		95,244,675	95,244,675
Re-Imburseable Project AID		17,427,168	17,427,168
Feasibility Studies Loan		200,000	200,000
Feasibility Studies		118,873	118,873
Golden Handshake of 1995		130,000,000	130,000,000
Golden Handshake (Pay off-2003 of 5 Units)		118,416,274	118,416,274
Golden Handshake of 19 Persons Head Office (Pay off)		11,039,414	11,039,414
Golden Handshake of 15 Persons Head Office (Pay off)		14,280,626	14,280,626
Golden Handshake of Karnafully Timber Extraction Unit		92,663,474	92,663,474
Contribution from Projects on Head Office Building		35,850,000	30,750,000
Grant from Govt.		2,251,810	2,013,000
U.S.S.R.Credit		12,170,000	12,170,000
Interest on U.S.S.R. Credit Payable		1,825,000	1,825,000
BSRS Loan		20,493,066	20,493,066
Unsecured Loan		1,573,573	1,573,573
Long term Loan (Pre-Liberation)		74,000	74,000
		<b><u>2,124,088,777</u></b>	<b><u>2,121,283,363</u></b>
<b><u>Current Liabilities</u></b>			
Accounts Payable Head Office Dhaka	14	1,145,671,545	751,103,901
Accounts Payable BFIDC, G.M Office, Chittagong	15	978,283,019	749,155,709
BFIDC, Inter Project/Garden Payable	16	3,739,277,898	4,211,669,643
Provision for Expenses	17	576,396,599	646,297,761
Liabilities for Other Finance	18	156,241,716	90,362,142
Reserve for Re-Plantation	19	188,084,464	147,215,398
Stock Shortage		15,472,971	15,472,971
Compensation of Rubber Tree		19,530,328	30,025,807
Fund Received Against Golden Handshake		8,878,048	14,051,170
Security Account		4,400,824	4,478,315
Store and Spares		-	667,814
Life Cycle of Rubber Tree		14,455,822	16,920,942
Sales of Old Rubber Tree		11,347,418	11,347,418
Sundry Creditors		15,261,117	20,222,283
C and B Deptt. of Bangladesh		2,152,367	2,152,367







**BANGLADESH FOREST INDUSTRIES DEVELOPMENT CORPORATION  
CONSOLIDATED STATEMENT OF FINANCIAL POSITION**

As at 30 June 2020

	<u>Notes</u>	<b>2020 Taka</b>	<b>2019 Taka</b>
Option and RTD Fund		12,351,752	12,351,752
Voluntary Retirement		39,517,872	34,344,749
Bank Overdraft (Pre-Liberation)		58,550	58,550
Advance Against Sales		702,967,515	608,782,010
Rehabilitation Grant		2,414,257	31,664,257
Due to Forest Department		3,973,165	3,973,165
Reserve for Depreciation		108,443,632	108,443,632
Store Adjustment		7,218,800	7,218,800
Suppliers Balance Current A/C		2,691,959	2,691,959
Interest on BSRS Loan		68,213,064	68,316,874
Cash Credit with Agrani Bank		561,941	561,941
Interest on Cash Credit		995,977	995,977
Accrual and Provision		152,472	152,472
Polish Credit		14,260,000	14,260,000
Interest on Payable of Polish		2,404,547	2,404,547
Sida Aid		29,507,760	392,760
3% Income Tax on auction Sales		669,022	669,022
Provision for Income Tax on Profit		8,581,971	8,581,971
Pay-off A/c (Received from Govt.-2003)		7,559,211	7,559,211
Other Liabilities		5,019,556	52,995,204
Self Group Insurance Scheme		11,031,041	9,531,141
Over allocated Overhead		-	5,668,782
Interest Payable on Govt.Loan		23,547,053	23,547,053
Debt Service Liabilities		6,919,094	6,919,094
Development Charge		1,101,854	1,101,849
Current Account for Head Office Building		12,250,000	17,350,000
Provision for Gratuity		27,724,614	41,431,240
		<b>7,975,590,815</b>	<b>7,783,111,653</b>
<b>TOTAL EQUITY AND LIABILITIES</b>		<b>13,222,575,324</b>	<b>13,209,763,267</b>

Annexed notes form an integral part of these financial statements.

  
Director (Finance)  
Syed Lukman Ahmed  
Joint Secretary  
Director (Finance)  
Bangladesh Forest Ind. Dev. Corporation  
73, Motijheel C/A, Dhaka-1000

  
General Manager  
মোঃ কামাল হোসেন  
ব্যবস্থাপক (ক্যাশিয়ার)  
বাংলাদেশ কৃষি উন্নয়ন কর্পোরেশন  
৭৩, মতিঝিল বা/এ, ঢাকা।

Signed in terms of our Separate report even date annexed

Place: Dhaka  
Date: 27 October 2020

  
K. M. HASAN & CO.  
Chartered Accountants



**BANGLADESH FOREST INDUSTRIES DEVELOPMENT CORPORATION**  
**CONSOLIDATED STATEMENT OF PROFIT OR LOSS AND OTHER COMPREHENSIVE INCOME**  
For the year ended 30 June 2020


	Notes	2020 Taka	2019 Taka
<b>SALES REVENUE</b>	20	1,339,021,987	1,452,051,358
Less: Cost of Goods Sold	21	1,199,819,121	1,067,149,136
<b>GROSS PROFIT</b>		<b>139,202,866</b>	<b>384,902,222</b>
Add: Other Income	22	71,534,705	98,402,779
		<b>210,737,572</b>	<b>483,305,001</b>
<b>LESS: OPERATING EXPENSES</b>			
Office and Administrative Expenses	23	532,408,467	901,539,426
Selling and Distribution Expenses	24	2,720,336	3,538,540
Financial Expenses		210,286	115,617
		535,339,089	905,193,583
<b>NET PROFIT/ (LOSS) BEFORE TAX AND W.P.P.F</b>		<b>(324,601,517)</b>	<b>(421,888,582)</b>
Less: W.P.P.F (5%)	25	8,958,618	9,326,186
<b>NET PROFIT/ (LOSS) BEFORE TAX</b>		<b>(333,560,135)</b>	<b>(431,214,768)</b>
Less: Provision for Income Tax		-	-
<b>NET PROFIT / (LOSS) AFTER TAX</b>		<b>(333,560,135)</b>	<b>(431,214,768)</b>
Add: Other Comprehensive income		-	-
<b>TOTAL COMPREHENSIVE INCOME</b>		<b>(333,560,135)</b>	<b>(431,214,768)</b>

Annexed notes form an integral part of these financial statements.

  
Director (Finance)

**Syed Lukman Ahmed**  
Joint Secretary  
Director (Finance)  
Bangladesh Forest Ind. Dev. Corporation  
73, Motijheel C/A, Dhaka-1000

Signed in terms of our Separate report even date annexed

  
General Manager  
মোঃ আবদুল হক (হিসাব)  
ব্যবস্থাপক (হিসাব)  
বাংলাদেশ বন্যপ্রাণী উন্নয়ন কর্তৃপক্ষ  
৭৩, মতিঝিল বা/এ, ঢাকা।

**Place: Dhaka**  
Date: 27 October 2020

  
**K. M. HASAN & CO.**  
Chartered Accountants





**BANGLADESH FOREST INDUSTRIES DEVELOPMENT CORPORATION**  
**CONSOLIDATED STATEMENT OF CHANGES IN EQUITY**  
For the year ended 30 June 2020

Amount in Taka

Particulars	Retained Earnings
Balance as at 01 July 2019	1,177,359,347
Net profit/( loss) during the year	(333,560,135)
Adjustment during the year	(22,224,598)
<b>Balance as at 30 June 2020</b>	<b>821,574,614</b>


For the year ended 30 June 2019

Amount in Taka

Particulars	Retained Earnings
Balance as at 01 July 2018	1,665,467,457
Net profit/( loss) during the year	(431,214,768)
Adjustment during the year	(55,843,977)
<b>Balance as at 30 June 2019</b>	<b>1,177,359,347</b>

  
 Director (Finance)

Syed Lukman Ahmed  
 Joint Secretary  
 Director (Finance)  
 Bangladesh Forest Ind. Dev. Corporation  
 73, Motijheel C/A, Dhaka-1000

  
 General Manager  
 (মোঃ আলিমুল ইসলাম)  
 ব্যবস্থাপক (হিসাব)  
 বাংলাদেশ কাপড় উন্নয়ন কর্পোরেশন  
 ৭৩, মতিঝিল কা/এ, ঢাকা।

Signed in terms of our Separate report even date annexed

Place: Dhaka  
 Date: 27 October 2020

  
 K. M. HASAN & CO.  
 Chartered Accountants



**BANGLADESH FOREST INDUSTRIES DEVELOPMENT CORPORATION**  
**NOTES TO THE CONSOLIDATED FINANCIAL STATEMENTS**  
For the year ended 30 June 2020

**1. BACKGROUND OF CORPORATION**

Bangladesh Forest Industries Development Corporation (BFIDC) was originally established by the East Pakistan Ordinance No. LXVII of 1959, which was adopted by the presidential order No. 48 of 1972. The Bangladesh (Adoption of Existing Bangladesh Laws) order 1972.

**2. REPORTING ENTITIES**

The accompanied consolidated financial statements contain the consolidated statement of financial position as at 30 June 2020, consolidated statement of profit or loss and other comprehensive income, consolidated statement of changes in equity for the year ended 30 June 2020 of the following office and gardens:

1. BFIDC, Head Office
2. G.M Office, CTG
3. Rubber Training Centre, CTG
4. Dantmara Rubber Garden
5. Tarakho Rubber Garden
6. Raozan- Rangunia Rubber Garden
7. Ramu Rubber Garden
8. Dabua Rubber Garden
9. Holudia Rubber Garden
10. Kanchan Nagar Rubber Garden
11. Raozan Rubber Garden
12. Rangamatia Rubber Garden
13. G.M Office, Modhupur
14. Pirgacha Rubber Garden
15. Chandpur Rubber Garden
16. Santospur Rubber Garden
17. Kamlapur Rubber Garden
18. Kamajura Rubber Garden
19. G.M Office, Sreemongal
20. Rupaichara Rubber Garden
21. Satgaon Rubber Garden
22. Shahjibazar Rubber Garden
23. Bhatara Rubber Garden
24. Eastern Wood Works, Tejgaon
25. Chittagong Board Mills
26. FIDCO Furniture Complex
27. Cabinet Manufacturing Plant, Chittagong
28. Cabinet Manufacturing Plant, Dhaka
29. BFIDC, INDUSTRIAL ESTATE
30. Lumber Processing Complex (LPC)
31. Procurement & Sales Organization (P.S.O)
32. Sangu Matamahury Timber Extraction unit (SMP)
33. Karnafully Timber Extraction unit (TEX)
34. Wood Treatment Plant (WTP)

**3. GENERAL**

- i. These consolidated financial statement cover the period from 01 July 2019 to 30 June 2020.
- ii. All accounting figures have been rounded off to the nearest Taka.
- iii. Previous year's figures have been re-arranged/regrouped where necessary to conform to current year's presentation.





4. PROPERTY, PLANT AND EQUIPMENT

Amount in Taka

Particulars	Opening Balance as on 01.07.2019	Add: Addition during the year	Less: Disposal during the year	Sub - Total	Less: Depreciation up to date	Balance as on 30 June 2020
Head Office	92,391,253	10,452,146	847,410	101,995,989	54,072,353	47,923,636
G.M Office, CTG	32,734,950	8,813,550	-	41,548,200	26,661,842	14,886,358
Rubber Training Centre, CTG	16,845,388	-	-	16,845,388	10,045,719	6,799,669
Dantmara Rubber Garden	219,015,249	2,852,851	3,406,646	218,461,454	157,946,958	60,514,496
Tarakho Rubber Garden	132,184,378	2,532,533	964,038	133,752,873	93,916,743	39,836,130
Raozan- Ranguinia Rubber Garden	58,333,796	14,346,012	-	72,679,808	12,992,619	59,687,189
Ramu Rubber Garden	121,986,219	2,259,887	-	124,246,106	85,549,862	38,696,244
Dabua Rubber Garden	138,859,916	1,968,644	1,892,361	138,936,199	99,776,034	39,160,165
Holudia Rubber Garden	131,613,533	1,498,030	-	133,111,563	90,330,685	42,780,878
Kanchan Nagar Rubber Garden	78,419,671	1,038,797	-	79,458,468	55,375,306	24,083,162
Raozan Rubber Garden	57,490,062	2,234,751	-	59,724,813	38,184,525	21,540,288
Rangamatia Rubber Garden	65,327,783	664,055	-	65,991,838	62,203,285	23,788,553
G.M Office, Modhupur	17,453,314	-	-	17,453,314	10,278,845	7,174,469
Pirgacha Rubber Garden	113,003,149	1,195,000	-	114,198,149	76,332,720	37,865,429
Chandpur Rubber Garden	68,753,128	1,347,182	-	70,100,310	45,774,313	24,325,997
Santoshpur Rubber Garden	32,581,752	2,043,380	1,039,851	33,585,281	18,882,699	14,702,582
Kamlapur Rubber Garden	35,099,702	1,254,475	-	36,354,177	21,206,546	15,147,631
Karnajhora Rubber Garden	23,217,756	1,319,745	-	24,537,501	14,134,914	10,402,587
G.M Office, Sreemangal	32,404,405	53,628	1,670	32,456,363	21,456,095	11,000,267
Satgaon Rubber Garden	98,186,828	2,614,453	781,784	100,019,497	75,229,861	24,789,636
Rupaichora Rubber Garden	95,505,107	2,088,973	1,163,311	96,440,769	77,661,682	18,779,087
Shahjibazar Rubber Garden	108,381,968	1,269,000	-	109,650,968	84,893,157	24,757,811
Bhatera Rubber Garden	99,077,982	1,977,240	3,808,841	97,246,381	74,952,965	22,293,416
Eastern Wood Works, Teigaon	15,101,386	292,872	-	15,394,258	12,053,184	3,331,074
Chittagong Board Mills	8,177,925	-	-	8,177,925	5,375,180	2,802,745
FIDCO Furniture Complex	11,679,486	-	-	11,679,486	7,704,258	3,975,228
Cabinet Manufacturing Plant, Chittagong	13,479,645	49,056	-	13,528,701	6,692,511	6,836,190
Cabinet Manufacturing Plant, Dhaka	6,893,876	464,265	-	7,358,141	5,945,188	1,412,953
BFIDC, INDUSTRIAL ESTATE	1,001,036	-	-	1,001,036	453,552	547,484
Lumber Processing Complex (LPC)	39,566,766	953,512	-	40,520,278	34,018,963	6,501,315
Procurement & Sales Organization (P.S.O)	2,798,128	-	-	2,798,128	1,300,417	1,497,711
Sangu Matamahury Timber Extraction unit (SMP)	10,224,747	1,400,556	-	11,625,303	7,236,892	4,388,421
Karnafuly Timber Extraction unit (TEX)	137,536,856	-	-	137,536,856	-	137,536,856
Wood Treatment Plant (WTP)	19,675,092	25,630	1,585	19,699,137	13,325,000	6,374,137
Balance as on 30 June 2020	2,155,001,932	67,020,223	13,907,497	2,208,114,658	1,401,974,862	806,139,798
Balance as on 30 June 2019	2,140,066,922	18,139,660	9,015,272	2,149,191,310	1,358,327,476	790,863,834



## 5. INVESTMENT IN FDR

	<b>2020</b> <b>Taka</b>	<b>2019</b> <b>Taka</b>
Head Office	1,635,570,076	2,130,143,736
Tarakho Rubber Garden	-	7,958,330
Kanchan Nagar Rubber Garden	2,296,152	2,296,152
G.M Office, Modhupur	179,011,197	307,398,633
Pirgacha Rubber Garden	-	60,249,358
Chandpur Rubber Garden	-	21,914,135
Santoshpur Rubber Garden	8,746,656	17,528,857
Kamlapur Rubber Garden	5,781,559	5,647,353
Karnojhora Rubber Garden	1,795,626	9,783,665
G.M Office, Sreemangal	120,747,414	146,876,614
Satgaon Rubber Garden	18,467,983	31,932,819
Rupaichora Rubber Garden	16,187,731	34,481,360
Shahjibazar Rubber Garden	28,778,341	36,509,340
Bhatera Rubber Garden	51,702,460	59,140,107
Eastern Wood Works, Tejgaon	124,610,635	23,141,242
FIDCO Furniture Complex	33,535,946	42,857,962
Cabinet Manufacturing Plant, Chittagong	69,518,771	66,279,005
Cabinet Manufacturing Plant, Dhaka	213,452,694	184,990,554
Procurement & Sales Organization (P.S.O)	-	21,396,679
Wood Treatment Plant (WTP)	1,820,280	7,225,354
	<b><u>2,512,023,522</u></b>	<b><u>3,217,751,255</u></b>





## 6. CLOSING STOCK

Amount in Taka

Particulars	2020 Taka	2019 Taka
Dantmara Rubber Garden	42,192,408	7,301,725
Tarakho Rubber Garden	42,479,180	15,879,860
Raozan- Rangunia Rubber Garden	421,025	-
Ramu Rubber Garden	17,923,480	5,917,420
Dabua Rubber Garden	16,066,010	25,028,670
Holudia Rubber Garden	30,254,400	7,739,120
Kanchan Nagar Rubber Garden	26,761,630	21,447,500
Raozan Rubber Garden	7,702,330	7,873,670
Rangamatia Rubber Garden	13,062,710	7,766,990
Pirgacha Rubber Garden	14,051,250	32,977,485
Chandpur Rubber Garden	18,502,770	6,895,270
Santoshpur Rubber Garden	9,641,456	13,009,575
Kamlapur Rubber Garden	8,078,770	13,788,636
Karnojhora Rubber Garden	10,717,905	6,681,825
Satgaon Rubber Garden	8,266,970	8,863,360
Rupaichora Rubber Garden	11,865,560	8,026,610
Shahjibazar Rubber Garden	12,695,160	11,740,070
Bhatera Rubber Garden	7,369,336	9,951,735
Eastern Wood Works, Tejgaon	16,387,552	-
Cabinet Manufacturing Plant, Chittagong	12,930,532	14,821,398
Cabinet Manufacturing Plant, Dhaka	25,979,951	45,475,194
Lumber Processing Complex (LPC)	18,402,921	17,567,498
Procurement & Sales Organization (P.S.O)	364,406	251,134
Sangu Matamahury Timber Extraction unit (SMP)	43,790	4,273,141
Karnafully Timber Extraction unit (TEX)	56,920,314	56,920,314
Wood Treatment Plant (WTP)	19,171,888	14,712,986
Chittagong Board Mills	456,358	-
FIDCO Furniture Complex	26,418,860	-
<b>Total</b>	<b>475,128,922</b>	<b>364,911,186</b>



## 7. BFIDC, INTER PROJECT / GARDEN RECEIVABLE

	<u>2020</u> <u>Taka</u>	<u>2019</u> <u>Taka</u>
Head Office	1,206,024,580	882,987,819
G.M Office, CTG	766,767,902	619,121,639
Rubber Training Centre, CTG	56,545,626	50,954,057
Dantmara Rubber Garden	3,491,461	3,333,649
Tarakho Rubber Garden	1,366,185	1,195,294
Raozan- Rangunia Rubber Garden	170,418	319,713
Ramu Rubber Garden	1,030,812	1,072,200
Dabua Rubber Garden	1,857,319	1,717,920
Holudia Rubber Garden	1,206,008	1,206,007
Kanchan Nagar Rubber Garden	3,041,844	2,843,874
Raozan Rubber Garden	11,902,372	11,648,497
Rangamatia Rubber Garden	1,068,644	642,221
G.M Office, Modhupur	24,176,807	23,740,816
Pirgacha Rubber Garden	6,252,451	5,840,492
Chandpur Rubber Garden	1,232,848	1,010,417
Santoshpur Rubber Garden	3,660,044	2,668,238
Kamlapur Rubber Garden	15,012,461	15,468,256
Karnojhora Rubber Garden	6,365,004	6,396,463
G.M Office, Sreemangal	333,737,573	252,971,769
Satgaon Rubber Garden	4,478,749	4,011,811
Rupaichora Rubber Garden	3,875,197	3,644,264
Shahjibazar Rubber Garden	6,047,359	6,194,737
Bhatera Rubber Garden	13,049,076	13,540,896
Eastern Wood Works, Tejgaon	4,297,789	8,067,642
Chittagong Board Mills	1,080,318	1,080,318
FIDCO Furniture Complex	2,079,343	2,429,892
Cabinet Manufacturing Plant, Chittagong	3,773,057	4,221,101
Cabinet Manufacturing Plant, Dhaka	6,747,064	12,110,426
BFIDC, INDUSTRIAL ESTATE	263,905	263,905
Lumber Processing Complex (LPC)	18,154,360	16,158,101
Procurement & Sales Organization (P.S.O)	97,835,898	97,835,898
Sangu Matamahury Timber Extraction unit (SMP)	45,810,975	45,243,698
Karnafully Timber Extraction unit (TEX)	34,220,510	34,220,510
Wood Treatment Plant (WTP)	16,618,884	15,991,688
<b>TOTAL</b>	<b><u>2,703,242,844</u></b>	<b><u>2,150,154,229</u></b>





8. ACCOUNTS RECEIVABLE (BFIDC HEAD OFFICE)

Amount in Taka

Particulars	Balance as on 01.07.2019	Add: Addition during the year	Sub-Total	Less: Adjustment during the year	Balance as on 30.06.2020
G.M Office, Chittagong	113,471,538	278,562,474	392,034,012	392,034,012	-
G.M Office, Modhupur	1,121,961,771	260,360,651	1,382,322,422	247,509,262	1,134,813,160
G.M Office, sreemangal	57,908,725	132,497,693	190,406,418	190,406,418	-
FIDCO Furniture Complex	3,438,358	-	3,438,358	3,438,358	-
Ramu Rubber Garden	299,784	-	299,784	299,784	-
Eastern Wood Works, Tejgaon	18,899,448	-	18,899,448	4,064,388	14,835,060
Cabinet Manufacturing Plant, Chittagong	1,157,374	-	1,157,374	1,157,374	-
Cabinet Manufacturing Plant, Dhaka	9,604,511	-	9,604,511	2,012,626	7,591,885
Wood Treatment Plant (WTP)	5,546,580	-	5,546,580	5,546,580	-
<b>Total</b>	<b>1,332,288,088</b>	<b>671,420,818</b>	<b>2,003,708,906</b>	<b>846,468,802</b>	<b>1,157,240,105</b>

9. ACCOUNTS RECEIVABLE BFIDC G.M OFFICE

Amount in Taka

Particulars	Balance as on 01.07.2019	Add: Addition during the year	Sub-Total	Less: Adjustment during the year	Balance as on 30.06.2020
Dantmara Rubber Garden	449,074,236	65,530,024	514,604,260	168,732,672	345,871,588
Tarakho Rubber Garden	276,545,138	39,736,505	316,281,643	94,361,234	221,920,408
Ramu Rubber Garden	15,142,945	19,304,722	34,447,667	34,447,667	-
Holudia Rubber Garden	50,085,666	31,442,565	81,528,231	47,993,904	33,534,327
Pirgacha Rubber Garden	663,529,420	117,850,602	781,380,022	90,027,821	691,352,201
Chandpur Rubber Garden	321,982,479	59,023,844	381,006,323	64,859,687	316,146,636
Santoshpur Rubber Garden	131,069,682	39,736,485	170,806,167	45,099,827	125,706,340
Kamlapur Rubber Garden	109,630,370	43,609,558	153,239,928	39,569,670	113,670,258
Karnojhora Rubber Garden	12,670,915	388,135	13,059,050	9,581,167	3,477,883
Satgaon Rubber Garden	15,458,174	22,840,863	38,299,037	38,299,037	-
Rupaichora Rubber Garden	330,068,050	44,760,619	374,828,669	91,838,891	282,989,778
Shahjibazar Rubber Garden	69,697,905	52,199,175	121,897,080	121,897,080	-
<b>TOTAL</b>	<b>2,444,954,979</b>	<b>536,423,097</b>	<b>2,981,378,075</b>	<b>846,708,656</b>	<b>2,134,669,419</b>



## 10. ADVANCE, DEPOSIT AND PREPAYMENTS

	<u>2020</u> <u>Taka</u>	<u>2019</u> <u>Taka</u>
Head Office	8,166,180	22,939,910
G.M Office, Ctg	708,744	1,023,824
Rubber Training Centre, CTG	40,500	34,656
Dantmara Rubber Garden	4,244,587	5,156,054
Tarakho Rubber Garden	1,235,591	1,240,637
Raozan- Rangunia Rubber Garden	322,919	91,639
Ramu Rubber Garden	1,578,231	1,131,942
Dabua Rubber Garden	1,268,771	1,728,578
Holudia Rubber Garden	913,628	1,123,784
Kanchan Nagar Rubber Garden	493,102	807,338
Raozan Rubber Garden	975,315	1,086,583
Rangamatia Rubber Garden	843,105	1,257,017
G.M Office, Modhupur	819,149	1,017,118
Pirgacha Rubber Garden	3,266,326	3,533,868
Chandpur Rubber Garden	2,205,815	2,128,562
Santoshpur Rubber Garden	1,197,368	1,613,120
Kamlapur Rubber Garden	1,434,169	1,342,819
Karnojhora Rubber Garden	2,099,118	2,110,216
G.M Office, Sreemangal	51,030,486	48,710,478
Satgaon Rubber Garden	2,798,008	3,704,438
Rupaichora Rubber Garden	2,772,135	2,666,598
Shahjibazar Rubber Garden	3,707,401	3,634,850
Bhatera Rubber Garden	4,565,914	4,086,694
Eastern Wood Works, Tejgaon	9,061,548	10,526,446
Chittagong Board Mills	47,805	47,805
FIDCO Furniture Complex	9,499,207	6,813,977
Cabinet Manufacturing Plant, Chittagong	3,909,481	4,547,614
Cabinet Manufacturing Plant, Dhaka	2,232,728	3,021,843
Lumber Processing Complex (LPC)	5,176,004	5,299,366
Procurement & Sales Organization (P.S.O)	2,263,312	2,263,312
Sangu Matamahury Timber Extraction unit (SMP)	572,268	843,173
Karnafully Timber Extraction unit (TEX)	16,501,755	16,501,755
Wood Treatment Plant (WTP)	2,753,379	2,632,145
	<b><u>148,704,046</u></b>	<b><u>164,668,157</u></b>





11. ADVANCE INCOME TAX

Amount in Taka

Particulars	Balance as on 01.07.2019	Add: Addition during the year	Less: Adjustment during the year	Balance as on 30.06.2020
Head Office	20,856,715	15,691,067	-	36,547,782
G.M Office, Ctg	150,280	360,973	150,280	360,973
Rubber Training Centre, CTG	10,292	15,859	10,292	15,859
Dantmara Rubber Garden	642,637	164,009	-	806,646
Tarakho Rubber Garden	148,896	58,946	-	207,842
Ramu Rubber Garden	240,963	-	-	240,963
Dabua Rubber Garden	532,098	-	-	532,098
Holudia Rubber Garden	549,593	-	-	549,593
Kanchan Nagar Rubber Garden	1,103,216	100	-	1,103,316
Raozan Rubber Garden	480,148	-	-	480,148
Rangamatia Rubber Garden	98,222	93	-	98,315
G.M Office, Modhupur	3,358,925	1,809,651	3,358,924	1,809,652
Pirgacha Rubber Garden	314,546	487,476	-	802,022
Chandpur Rubber Garden	262,818	157,708	262,818	157,708
Santoshpur Rubber Garden	92,119	76,055	92,118	76,056
Kamlapur Rubber Garden	56,337	61,854	-	118,191
Karnojhora Rubber Garden	60,400	129,017	60,400	129,017
G.M Office, Sreemangal	1,506,343	657,717	-	2,164,059
Satgaon Rubber Garden	204,623	169,276	204,623	169,276
Rupaichora Rubber Garden	160,544	211,926	160,544	211,926
Shahjibazar Rubber Garden	359,698	233,066	359,698	233,066
Bhatera Rubber Garden	1,015,995	481,770	-	1,497,765
Eastern Wood Works, Tejgaon	13,657,085	3,445,715	-	17,102,800
FIDCO Furniture Complex	8,186,471	5,326,860	-	13,513,332
Cabinet Manufacturing Plant, Chittagong	9,606,653	2,068,481	9,606,653	2,068,481
Cabinet Manufacturing Plant, Dhaka	5,704,674	4,927,440	5,704,674	4,927,440
Lumber Processing Complex (LPC)	6,312,107	2,476,232	6,312,113	2,476,226
Sangu Matamahury Timber Extraction unit (SMP)	2,453,929	32,883	-	2,486,812
Wood Treatment Plant (WTP)	6,381,873	794,422	-	7,176,295
<b>TOTAL</b>	<b>84,508,200</b>	<b>39,838,596</b>	<b>26,283,137</b>	<b>98,063,659</b>



12. CASH AND CASH EQUIVALENTS

Amount in Taka

Particulars	Cash in Hand	Cash at Bank	2020	2019
Head Office	920	286,828,203	286,829,123	154,435,566
G.M Office, Ctg	19	67,836,315	67,836,334	67,336,728
Rubber Training Centre, CTG	39	1,591,698	1,591,737	1,260,128
Dantmara Rubber Garden	4	17,940,791	17,940,795	33,558,513
Tarakho Rubber Garden	4	3,120,587	3,120,592	2,443,107
Raozan- Rangunia Rubber Garden	91,289	1,000	92,289	33,121
Ramu Rubber Garden	-	4,815,816	4,815,816	2,234,923
Dabua Rubber Garden	90	1,429,604	1,429,694	972,046
Holudia Rubber Garden	1	2,192,326	2,192,327	2,877,225
Kanchan Nagar Rubber Garden	50	270,343	270,393	896,953
Raozan Rubber Garden	-	130,156	130,156	360,925
Rangamatia Rubber Garden	-	282,814	282,814	1,273,904
G.M Office, Modhupur	19	29,227,674	29,227,693	24,587,972
Pirgacha Rubber Garden	-	1,730,174	1,730,174	4,126,147
Chandpur Rubber Garden	-	3,212,655	3,212,655	2,268,450
Santoshpur Rubber Garden	-	4,110,775	4,110,775	3,161,869
Kamlapur Rubber Garden	-	2,089,039	2,089,039	2,180,521
Karnojhora Rubber Garden	-	2,169,994	2,169,994	1,242,154
G.M Office, Sreemangal	-	23,771,514	23,771,514	15,779,040
Satgaon Rubber Garden	224	10,657,844	10,658,068	3,045,116
Rupaichora Rubber Garden	2	835,981	835,983	1,832,505
Shahjibazar Rubber Garden	-	475,019	475,019	15,357,004
Bhatera Rubber Garden	-	1,159,033	1,159,033	253,730
Eastern Wood Works, Tejgaon	18	102,399,484	102,399,502	192,411,758
Chittagong Board Mills	-	1,319	1,319	1,319
FIDCO Furniture Complex	643	113,748,608	113,749,251	66,847,039
Cabinet Manufacturing Plant, Chittagong	188	61,751,896	61,752,084	87,860,242
Cabinet Manufacturing Plant, Dhaka	629	30,264,858	30,265,487	46,855,796
BFIDC, INDUSTRIAL ESTATE	-	135	135	135
Lumber Processing Complex (LPC)	-	24,854,656	24,854,656	43,419,899
Procurement & Sales Organization (P.S.O)	3	434	437	437
Sangu Matamahury Timber Extraction unit (SMP)	197	5,769,161	5,769,358	22,041,593
Karnafully Timber Extraction unit (TEX)	3,492	-	3,492	3,492
Wood Treatment Plant (WTP)	5,177	19,270,139	19,275,316	30,943,412
<b>TOTAL</b>	<b>103,009</b>	<b>823,940,045</b>	<b>824,043,053</b>	<b>831,902,770</b>





13. RESERVE AND SURPLUS

Amount in Taka

Particulars	01.07.2019	Addition during the year	Adjustment during the year	30.06.2020
BFIDC, Head Office	1,814,964,748	164,463,585	15,060,899	1,964,367,434
G.M Office, Modhupur	137,935,087	18,090,029	3,570,924	152,454,193
G.M Office, Sreemongal	92,853,436	13,496,487	4,106,066	102,243,857
Cabinet Manufacturing Plant, Dhaka	516,000	-	516,000	-
Lumber Processing Complex (LPC)	9,434,000	-	-	9,434,000
Sangu Matamahury Timber Extraction unit (SMP)	705,000	-	-	705,000
Karnafully Timber Extraction unit (TEX)	61,848,000	-	-	61,848,000
Wood Treatment Plant (WTP)	4,245,000	-	-	4,245,000
<b>Total</b>	<b>2,122,501,271</b>	<b>196,050,102</b>	<b>23,253,889</b>	<b>2,295,297,484</b>



## 14. ACCOUNTS PAYBLE BFIDC HEAD OFFICE, DHAKA

Amount in Taka

Particulars	Balance as on 01.07.2019	Add: Addition during the year	Sub-Total	Less: Adjustment during the year	Balance as on 30.06.2020
G.M Office, CTG	-	217,979,245	217,979,245	-	217,979,245
R.T.C	2,270,026	-	2,270,026	-	2,270,026
Dantmara Rubber Garden	54,834,439	942,098	55,776,537	7,000	55,769,537
Tarakho Rubber Garden	37,530,620	-	37,530,620	-	37,530,620
Raozan- Rangunia Rubber Garden	546,710	40,000	586,710	-	586,710
Ramu Rubber Garden	37,670,782	2,616,265	40,287,047	17,209	40,269,838
Dabua Rubber Garden	24,979,060	-	24,979,060	-	24,979,060
Holudia Rubber Garden	16,741,788	1,605,415	18,347,203	-	18,347,203
Kanchan Nagar Rubber Garden	13,758,920	-	13,758,920	-	13,758,920
Raozan Rubber Garden	17,560,552	-	17,560,552	-	17,560,552
Rangamatia Rubber Garden	4,787,813	-	4,787,813	-	4,787,813
Pirgacha Rubber Garden	97,540,722	291,721	97,832,443	320,092	97,512,351
Chandpur Rubber Garden	46,237,252	16,000	46,253,252	-	46,253,252
Santoshpur Rubber Garden	27,514,126	20,536	27,534,662	-	27,534,662
Kamlapur Rubber Garden	20,362,870	-	20,362,870	-	20,362,870
Karnojhora Rubber Garden	15,492,630	-	15,492,630	-	15,492,630
G.M Office, SRG	-	122,277,649	122,277,649	-	122,277,649
Satgaon Rubber Garden	28,311,928	-	28,311,928	5,375	28,306,553
Rupaichora Rubber Garden	41,841,495	10,000	41,851,495	-	41,851,495
Shahjibazar Rubber Garden	46,208,435	-	46,208,435	-	46,208,435
Bhatera Rubber Garden	27,046,638	29,513	27,076,151	-	27,076,151
Chittagong Board Mills	2,113,810	-	2,113,810	-	2,113,810
FIDCO Furniture Complex	-	16,815,207	16,815,207	-	16,815,207
Cabinet Manufacturing Plant, Chittagong	-	11,331,298	11,331,298	-	11,331,298
BFIDC, INDUSTRIAL ESTATE	1,186,362	-	1,186,362	-	1,186,362
Lumber Processing Complex (LPC)	18,071,280	11,561,203	29,632,483	-	29,632,483
Procurement & Sales Organization (P.S.O)	33,988,783	-	33,988,783	-	33,988,783
Sangu Matamahury Timber Extraction unit (SMP)	6,535,683	8,901,446	15,437,129	-	15,437,129
Karnafully Timber Extraction unit (TEX)	120,268,181	2,137,464	122,405,645	-	122,405,645
Wood Treatment Plant (WTP)	7,702,996	-	7,702,996	1,657,740	6,045,256
<b>TOTAL</b>	<b>751,103,901</b>	<b>396,575,060</b>	<b>1,147,678,960</b>	<b>2,007,416</b>	<b>1,145,671,545</b>

## 15. ACCOUNTS PAYBLE BFIDC G.M OFFICE, CHITTAGONG

Amount in Taka

Particulars	Balance as on 01.07.2019	Add: Addition during the year	Sub-Total	Less: Adjustment during the year	Balance as on 30.06.2020
Rubber Training Centre, CTG	43,573,928	5,645,379	49,219,307	16,155	49,203,152
Raozan- Rangunia Rubber Garden	55,065,213	13,072,936	68,138,149	-	68,138,149
Ramu Rubber Garden	-	9,332,193	9,332,193	-	9,332,193
Dabua Rubber Garden	124,628,922	87,972,455	212,601,377	45,517,049	167,084,328
Holudia Rubber Garden	-	22,218	22,218	-	22,218
Kanchan Nagar Rubber Garden	52,187,227	30,569,406	82,756,633	20,596,175	62,160,458
Raozan Rubber Garden	146,436,686	41,772,712	188,209,398	19,732,919	168,476,479
Rangamatia Rubber Garden	95,749,790	60,020,992	155,770,782	12,332,507	143,438,275
Satgaon Rubber Garden	-	21,104,376	21,104,376	-	21,104,376
Shahjibazar Rubber Garden	-	22,360,384	22,360,384	-	22,360,384
Bhatera Rubber Garden	231,513,944	67,714,467	299,228,411	32,265,404	266,963,007
<b>Total</b>	<b>749,155,709</b>	<b>359,587,519</b>	<b>1,108,743,229</b>	<b>130,460,209</b>	<b>978,283,019</b>





16. BFIDC, INTER PROJECT / GARDEN PAYABLES

	2020 <u>Taka</u>	2019 <u>Taka</u>
Head Office	1,159,949,532	1,332,858,284
G.M Office	603,127,583	781,232,843
Rubber Training Centre, CTG	992,203	992,203
Dantmara Rubber Garden	12,215,369	11,086,696
Tarakho Rubber Garden	6,151,132	5,526,276
Raozan- Rangunia Rubber Garden	11,110,491	10,533,286
Ramu Rubber Garden	5,808,703	4,969,220
Dabua Rubber Garden	5,207,925	5,031,166
Holudia Rubber Garden	5,354,850	4,946,235
Kanchan Nagar Rubber Garden	9,251,460	9,165,102
Raozan Rubber Garden	4,876,837	4,353,398
Rangamatia Rubber Garden	4,221,283	3,999,617
G.M Office	1,252,872,653	1,255,140,393
Pirgacha Rubber Garden	5,269,781	4,708,898
Chandpur Rubber Garden	9,813,999	7,455,163
Santoshpur Rubber Garden	15,966,392	16,220,397
Kamlapur Rubber Garden	2,263,965	1,961,390
Karnojhora Rubber Garden	1,399,716	1,242,532
G.M Office	285,779,054	411,578,283
Satgaon Rubber Garden	5,151,000	4,956,735
Rupaichora Rubber Garden	4,508,266	4,201,381
Shahjibazar Rubber Garden	2,708,001	2,064,503
Bhatera Rubber Garden	8,476,970	9,840,642
Eastern Wood Works, Tejgaon	4,915,394	2,064,294
Chittagong Board Mills	3,761,026	3,761,026
FIDCO Furniture Complex	32,714,433	28,187,829
Cabinet Manufacturing Plant, Chittagong	27,753,687	27,417,647
Cabinet Manufacturing Plant, Dhaka	6,735,569	3,022,120
BFIDC, INDUSTRIAL ESTATE	8,243,262	8,243,262
Lumber Processing Complex (LPC)	110,203,871	117,937,369
Procurement & Sales Organization (P.S.O)	4,471,956	4,471,956
Sangu Matamahury Timber Extraction unit (SMP)	2,803,416	5,687,583
Karnafully Timber Extraction unit (TEX)	35,802,588	35,802,588
Wood Treatment Plant (WTP)	79,395,531	81,009,326
<b>Total</b>	<b><u>3,739,277,898</u></b>	<b><u>4,211,669,643</u></b>



17. PROVISION FOR EXPENSES

	<b>2020</b>	<b>2019</b>
	<b><u>Taka</u></b>	<b><u>Taka</u></b>
Head Office	12,223,871	15,147,813
G.M Office, CTG	11,756,609	2,688,495
Rubber Training Centre, CTG	-	429,798
Dantmara Rubber Garden	60,659,947	115,014,775
Tarakho Rubber Garden	21,700,381	53,324,123
Raozan- Rangunia Rubber Garden	2,350,381	2,005,380
Ramu Rubber Garden	6,704,946	10,640,196
Dabua Rubber Garden	18,019,797	40,014,906
Holudia Rubber Garden	7,864,929	5,474,336
Kanchan Nagar Rubber Garden	4,685,247	3,637,764
Raozan Rubber Garden	2,044,350	12,431,435
Rangamatia Rubber Garden	11,853,802	31,854,987
G.M Office, Modhupur	25,014,344	25,723,438
Pirgacha Rubber Garden	88,898,695	79,079,927
Chandpur Rubber Garden	22,117,077	37,363,510
Santoshpur Rubber Garden	16,133,970	14,204,302
Kamlapur Rubber Garden	15,128,759	14,698,189
Karnojhora Rubber Garden	7,688,038	5,669,900
G.M Office, Sreemangal	1,660,656	1,640,227
Satgaon Rubber Garden	26,084,992	13,463,709
Rupaichora Rubber Garden	35,569,576	26,726,026
Shahjibazar Rubber Garden	77,494,199	31,989,912
Bhatera Rubber Garden	21,326,992	27,593,970
Eastern Wood Works, Tejgaon	16,506,734	14,641,002
FIDCO Furniture Complex	17,883,069	15,670,932
Cabinet Manufacturing Plant, Chittagong	9,522,805	7,859,357
Cabinet Manufacturing Plant, Dhaka	22,134,141	24,280,064
Lumber Processing Complex (LPC)	6,849,894	6,599,742
Procurement & Sales Organization (P.S.O)	119,025	2,419,845
Sangu Matamahury Timber Extraction unit (SMP)	4,352,122	2,391,168
Karnafully Timber Extraction unit (TEX)	458,756	458,756
Wood Treatment Plant (WTP)	1,588,495	1,159,779
	<b><u>576,396,599</u></b>	<b><u>646,297,761</u></b>





18. LIABILITIES FOR OTHER FINANCE

	2020 <u>Taka</u>	2019 <u>Taka</u>
Head Office	30,411,936	28,035,725
G.M Office	3,631,939	4,929,690
Rubber Training Centre, CTG	22,803	24,177
Dantmara Rubber Garden	96,750	117,148
Tarakho Rubber Garden	486,278	473,316
Raozan- Rangunia Rubber Garden	5,074	5,036
Ramu Rubber Garden	4,518,005	4,172,187
Dabua Rubber Garden	391,625	274,746
Holudia Rubber Garden	2,004,335	3,244,329
Kanchan Nagar Rubber Garden	1,465,080	1,524,100
Raozan Rubber Garden	6,155,722	2,923,421
Rangamatia Rubber Garden	26,710	19,265
G.M Office, Modhupur	1,217,267	123,495
Pirgacha Rubber Garden	854,522	244,430
Chandpur Rubber Garden	220,525	112,330
Santoshpur Rubber Garden	131,071	159,518
Kamlapur Rubber Garden	380,492	117,195
Karnojhora Rubber Garden	60,149	7,213
G.M Office, Sreemangal	1,914,484	1,911,408
Satgaon Rubber Garden	392,718	360,187
Rupaichora Rubber Garden	853,543	772,594
Shahjibazar Rubber Garden	1,790,893	1,957,655
Bhatera Rubber Garden	4,436,159	1,116,208
Eastern Wood Works, Tejgaon	3,996,791	4,622,651
Chittagong Board Mills	4,744,955	4,739,955
FIDCO Furniture Complex	3,692,208	3,403,875
Cabinet Manufacturing Plant, Chittagong	4,339,932	5,357,025
Cabinet Manufacturing Plant, Dhaka	4,621,591	2,734,911
BFIDC, INDUSTRIAL ESTATE	349,971	344,971
Lumber Processing Complex (LPC)	12,887,582	8,814,200
Procurement & Sales Organization (P.S.O)	2,419,845	114,025
Sangu Matamahury Timber Extraction unit (SMP)	5,929,095	3,301,267
Karnafully Timber Extraction unit (TEX)	47,980,648	-
Wood Treatment Plant (WTP)	3,811,021	4,303,890
	<b><u>156,241,716</u></b>	<b><u>90,362,142</u></b>



## 19. RESERVE FOR RE PLANTATION

Amount in Taka

Particulars	Balance as on 01.07.2019	Add: Addition during the year	Sub Total	Less: Adjustment during the year	Balance as on 30.06.2020
Dantmara Rubber Garden	34,481,421	4,788,461	39,269,882	-	39,269,882
Tarakho Rubber Garden	13,318,474	6,727,114	20,045,588	-	20,045,588
Ramu Rubber Garden	18,542,397		18,542,397	-	18,542,397
Dabua Rubber Garden	34,946,869		34,946,869	-	34,946,869
Holudia Rubber Garden	2,382,796	-	2,382,796	-	2,382,796
Kanchan Nagar Rubber Garden	306,261	-	306,261	-	306,261
Raozan Rubber Garden	15,320,542	-	15,320,542	-	15,320,542
Rangamatia Rubber Garden	23,615	-	23,615	-	23,615
Chandpur Rubber Garden	626,598	-	626,598	-	626,598
Santospur Rubber Garden	-	3,023,251	3,023,251	-	3,023,251
Satgaon Rubber Garden	13,606,335	1,712,420	15,318,755	-	15,318,755
Rupaichora Rubber Garden	-	20,469,702	20,469,702	-	20,469,702
Bhatera Rubber Garden	12,995,475	4,148,119	17,143,594	-	17,143,594
Eastern Wood Works, Tejgaon	4,600	-	4,600	-	4,600
FIDCO Furniture Complex	39,669	-	39,669	-	39,669
Sangu Matamahury Timber Extraction unit (SMP)	620,346	-	620,346	-	620,346
<b>TOTAL</b>	<b>147,215,398</b>	<b>40,869,067</b>	<b>188,084,465</b>	<b>-</b>	<b>188,084,464</b>





## 20. SALES REVENUE

	<u>2020</u> <u>Taka</u>	<u>2019</u> <u>Taka</u>
Dantmara Rubber Garden	54,317,910	97,260,796
Tarakho Rubber Garden	32,672,000	45,029,236
Ramu Rubber Garden	19,304,722	40,329,067
Dabua Rubber Garden	43,624,688	25,246,316
Holudia Rubber Garden	31,028,483	60,999,264
Kanchan Nagar Rubber Garden	20,596,175	16,021,012
Raozan Rubber Garden	19,732,919	20,467,602
Rangamatia Rubber Garden	12,332,507	22,658,968
Pirgacha Rubber Garden	117,675,102	80,506,799
Chandpur Rubber Garden	59,023,844	60,993,326
Santoshpur Rubber Garden	28,306,378	18,991,983
Kamlapur Rubber Garden	43,282,353	36,115,189
Karnojhora Rubber Garden	11,897,478	14,591,136
Satgaon Rubber Garden	20,918,280	20,600,845
Rupaichora Rubber Garden	34,604,132	40,812,326
Shahjibazar Rubber Garden	52,199,175	50,544,374
Bhatera Rubber Garden	27,123,801	21,127,638
<b>Sub Total</b>	<b><u>628,639,947</u></b>	<b><u>672,295,877</u></b>
Eastern Wood Works, Tejgaon	128,919,601	127,622,129
FIDCO Furniture Complex	99,790,885	117,383,935
Cabinet Manufacturing Plant, Chittagong	74,751,869	110,647,991
Cabinet Manufacturing Plant, Dhaka	171,151,983	140,003,597
Lumber Processing Complex (LPC)	139,841,475	149,029,745
Sangu Matamahury Timber Extraction unit (SMP)	49,504,260	63,120,611
Wood Treatment Plant (WTP)	46,421,968	71,947,473
<b>Sub Total</b>	<b><u>710,382,040</u></b>	<b><u>779,755,482</u></b>
<b>TOTAL</b>	<b><u>1,339,021,987</u></b>	<b><u>1,452,051,358</u></b>



## 21. COST OF GOODS SOLD

	<b>2020</b>	<b>2019</b>
	<b><u>Taka</u></b>	<b><u>Taka</u></b>
Dantmara Rubber Garden	59,680,637	142,286,540
Tarakho Rubber Garden	28,571,843	62,969,253
Raozan- Rangunia Rubber Garden	228,248	-
Ramu Rubber Garden	12,011,707	42,851,938
Dabua Rubber Garden	51,954,360	35,552,911
Holudia Rubber Garden	15,451,529	60,127,015
Kanchan Nagar Rubber Garden	13,113,813	13,260,258
Raozan Rubber Garden	19,831,307	22,570,250
Rangamatia Rubber Garden	24,502,337	57,688,817
Pirgacha Rubber Garden	87,604,878	13,863,178
Chandpur Rubber Garden	36,754,692	28,910,377
Santoshpur Rubber Garden	28,425,131	5,318,888
Kamlapur Rubber Garden	30,513,685	15,899,918
Karnojhora Rubber Garden	10,060,689	7,063,926
Satgaon Rubber Garden	26,803,122	4,010,260
Rupaichora Rubber Garden	84,072,102	13,538,970
Shahjibazar Rubber Garden	178,975,551	10,987,959
Bhatera Rubber Garden	45,827,201	2,684,206
<b>Sub Total</b>	<b><u>754,382,832</u></b>	<b><u>539,584,666</u></b>
Eastern Wood Works, Tejgaon	75,471,462	91,541,133
FIDCO Furniture Complex	69,811,211	67,402,103
Cabinet Manufacturing Plant, Chittagong	53,516,489	66,688,147
Cabinet Manufacturing Plant, Dhaka	105,260,823	96,672,982
Lumber Processing Complex (LPC)	78,132,075	105,053,641
Sangu Matamahury Timber Extraction unit (SMP)	30,591,029	40,108,136
Wood Treatment Plant (WTP)	32,653,200	60,098,327
<b>Sub Total</b>	<b><u>445,436,289</u></b>	<b><u>527,564,470</u></b>
<b>TOTAL</b>	<b><u>1,199,819,121</u></b>	<b><u>1,067,149,136</u></b>





## 22. OTHER INCOME

Amount in Taka

Particulars	House Rent Recovery	Bank Interest (FDR)	Misc. Income	Interest on House Building Loan	2020	2019
Dantmara Rubber Garden	94,859	1,640,087	818,262	36,546	2,589,754	3,143,769
Tarakho Rubber Garden	35,155	589,257	60,337	10,876	695,625	921,952
Raozan- Rangunia Rubber Garden	17,060	-	2,000	-	19,060	13,460
Ramu Rubber Garden	13,960	69,308	85,308	-	168,576	796,920
Dabua Rubber Garden	60,280	19,301	600	10,710	90,891	1,124,282
Holudia Rubber Garden	26,212	-	3,835	-	30,047	1,254,407
Kanchan Nagar Rubber Garden	27,644	673	-	-	28,317	1,460,147
Raozan Rubber Garden	56,480	-	22,846	-	79,326	811,791
Rangamatia Rubber Garden	15,300	620	70	41,335	57,325	22,504
Pirgacha Rubber Garden	7,680	3,655,826	224,980	-	3,888,486	3,778,944
Chandpur Rubber Garden	3,420	568,458	100,270	-	672,148	1,390,079
Santoshpur Rubber Garden	4,240	898,262	179,681	-	1,082,183	1,142,121
Kamlapur Rubber Garden	-	184,092	30,150	-	214,242	440,824
Karnojhora Rubber Garden	4,000	533,560	800	-	538,360	512,280
Satgaon Rubber Garden	80,395	1,692,759	483,970	81,312	2,338,436	2,212,238
Rupaichora Rubber Garden	109,995	2,371,450	418,209	207,191	3,106,845	2,699,439
Shahjibazar Rubber Garden	127,080	2,077,593	9,000	108,041	2,321,714	3,151,853
Bhatera Rubber Garden	55,105	4,649,717	681,627	8,153	5,394,603	3,734,248
<b>Sub Total</b>	<b>738,865</b>	<b>18,950,962</b>	<b>3,121,945</b>	<b>504,164</b>	<b>23,315,937</b>	<b>28,611,258</b>
Eastern Wood Works, Tejgaon	-	4,215,961	4,264,937	-	8,480,898	14,128,424
FIDCO Furniture Complex	-	4,033,344	2,766,060	59,367	6,858,771	17,370,463
Cabinet Manufacturing Plant, Chittagong	-	6,194,382	849,082	-	7,043,464	7,019,247
Cabinet Manufacturing Plant, Dhaka	-	11,976,713	3,532,504	189,553	15,698,770	17,656,879
Lumber Processing Complex (LPC)	1,578,494	1,000,881	4,801,621	120,486	7,501,482	9,143,472
Sangu Matamahury Timber Extraction (SMP)	-	370,181	442,573	-	812,754	1,877,889
Wood Treatment Plant (WTP)	-	1,205,066	563,589	53,975	1,822,630	2,595,147
<b>Sub Total</b>	<b>1,578,494</b>	<b>28,996,528</b>	<b>17,220,365</b>	<b>423,381</b>	<b>48,218,768</b>	<b>69,791,521</b>
<b>TOTAL</b>	<b>2,317,359</b>	<b>47,947,490</b>	<b>20,342,311</b>	<b>927,545</b>	<b>71,534,705</b>	<b>98,402,779</b>



## 23. OFFICE AND ADMINISTRATIVE EXPENSES

	<b>2020</b>	<b>2019</b>
	<b><u>Taka</u></b>	<b><u>Taka</u></b>
Dantmara Rubber Garden	46,744,738	68,812,196
Tarakho Rubber Garden	16,192,433	32,113,906
Raozan- Rangunia Rubber Garden	2,403,129	10,816,008
Ramu Rubber Garden	17,408,693	22,600,759
Dabua Rubber Garden	24,178,860	70,354,261
Holudia Rubber Garden	16,587,595	22,859,598
Kanchan Nagar Rubber Garden	12,648,507	19,191,180
Raozan Rubber Garden	14,943,708	25,301,606
Rangamatia Rubber Garden	11,651,735	19,194,279
Pirgacha Rubber Garden	33,968,760	81,011,320
Chandpur Rubber Garden	25,067,609	39,414,377
Santoshpur Rubber Garden	17,616,226	25,695,215
Kamlapur Rubber Garden	15,387,329	20,682,820
Karnojhora Rubber Garden	7,486,176	13,604,667
Satgaon Rubber Garden	43,191,139	57,254,178
Rupaichora Rubber Garden	34,141,759	72,361,560
Shahjibazar Rubber Garden	34,514,529	123,321,401
Bhatera Rubber Garden	31,084,536	48,654,394
<b>Sub Total</b>	<b><u>405,217,461</u></b>	<b><u>773,243,726</u></b>
Eastern Wood Works, Tejgaon	26,074,072	26,980,034
Chittagong Board Mills	5,000	5,000
FIDCO Furniture Complex	16,906,573	17,793,966
Cabinet Manufacturing Plant, Chittagong	14,240,742	16,310,214
Cabinet Manufacturing Plant, Dhaka	25,426,752	21,763,959
BFIDC, INDUSTRIAL ESTATE	5,000	5,000
Lumber Processing Complex (LPC)	21,223,087	20,498,682
Procurement & Sales Organization (P.S.O)	5,000	5,000
Sangu Matamahury Timber Extraction unit (SMP)	8,529,708	8,486,927
Karnafully Timber Extraction unit (TEX)	2,142,464	2,148,082
Wood Treatment Plant (WTP)	12,632,608	14,298,835
<b>Sub Total</b>	<b><u>127,191,006</u></b>	<b><u>128,295,700</u></b>
<b>TOTAL</b>	<b><u>532,408,467</u></b>	<b><u>901,539,426</u></b>





#### 24. SELLING AND DISTRIBUTION EXPENSES

	<u>2020</u> <u>Taka</u>	<u>2019</u> <u>Taka</u>
Pirgacha Rubber Garden	822,004	945,813
Chandpur Rubber Garden	361,066	584,528
Santoshpur Rubber Garden	235,265	211,750
Kamlapur Rubber Garden	363,893	478,528
Karnojhora Rubber Garden	142,974	170,553
Satgaon Rubber Garden	88,710	172,660
Rupaichora Rubber Garden	269,431	341,513
Shahjibazar Rubber Garden	301,204	406,803
Bhatera Rubber Garden	135,789	226,392
	<u><u>2,720,336</u></u>	<u><u>3,538,540</u></u>

#### 25. W.P.P.F (5%)

Eastern Wood Works, Tejgaon	1,707,379	1,106,161
FIDCO Furniture Complex	949,137	2,359,920
Cabinet Manufacturing Plant, Chittagong	668,481	1,650,899
Cabinet Manufacturing Plant, Dhaka	2,674,437	1,867,787
Lumber Processing Complex (LPC)	2,285,133	1,553,376
Sangu Matamahury Timber Extraction unit (SMP)	533,156	781,116
Wood Treatment Plant (WTP)	140,895	6,927
	<u><u>8,958,618</u></u>	<u><u>9,326,186</u></u>



26. NET PROFIT/ (LOSS) BEFORE TAX

	2020 <u>Taka</u>	2019 <u>Taka</u>
Dantmara Rubber Garden	(49,517,711)	(110,694,171)
Tarakho Rubber Garden	(11,396,651)	(49,131,972)
Raozan- Rangunia Rubber Garden	(2,612,317)	(10,802,548)
Ramu Rubber Garden	(9,947,102)	(24,326,709)
Dabua Rubber Garden	(32,417,640)	(79,536,574)
Holudia Rubber Garden	(980,594)	(20,732,943)
Kanchan Nagar Rubber Garden	(5,137,829)	(14,970,279)
Raozan Rubber Garden	(14,962,770)	(26,592,463)
Rangamatia Rubber Garden	(23,764,240)	(54,201,624)
Pirgacha Rubber Garden	(934,063)	(11,546,154)
Chandpur Rubber Garden	(2,526,886)	(6,549,765)
Santoshpur Rubber Garden	(16,923,286)	(11,132,649)
Kamlapur Rubber Garden	(2,781,093)	(521,381)
Karnojhora Rubber Garden	(5,274,762)	(5,758,845)
Satgaon Rubber Garden	(46,826,255)	(38,624,015)
Rupaichora Rubber Garden	(80,772,314)	(42,730,279)
Shahjibazar Rubber Garden	(159,270,395)	(81,019,943)
Bhatera Rubber Garden	(44,529,122)	(26,703,107)
<b>Sub Total</b>	<b><u>(510,575,030)</u></b>	<b><u>(615,575,413)</u></b>
Eastern Wood Works, Tejgaon	34,147,586	22,123,224
Chittagong Board Mills	(5,000)	(5,000)
FIDCO Furniture Complex	18,982,735	47,198,409
Cabinet Manufacturing Plant, Chittagong	13,369,620	33,017,977
Cabinet Manufacturing Plant, Dhaka	53,488,740	37,355,747
BFIDC, INDUSTRIAL ESTATE	(5,000)	(5,000)
Lumber Processing Complex (LPC)	45,702,662	31,067,518
Procurement & Sales Organization (P.S.O)	(5,000)	(5,000)
Sangu Matamahury Timber Extraction unit (SMP)	10,663,120	15,622,322
Karnafully Timber Extraction unit (TEX)	(2,142,464)	(2,148,082)
Wood Treatment Plant (WTP)	2,817,896	138,531
<b>Sub Total</b>	<b><u>177,014,895</u></b>	<b><u>184,360,645</u></b>
<b>TOTAL</b>	<b><u>(333,560,135)</u></b>	<b><u>(431,214,768)</u></b>
BFIDC, Head Office	164,463,585	169,183,903
G.M Office, Modhupur	18,090,029	17,977,654
G.M Office, Sreemongal	13,496,487	11,684,281
	<b><u>196,050,102</u></b>	<b><u>198,845,838</u></b>
<b>TOTAL INCOME/ (LOSS) OF BFIDC</b>	<b><u>(137,510,033)</u></b>	<b><u>(232,368,937)</u></b>

